



TECHE
Certify, Upgrade, Succeed, Anytime Anywhere
LEARN

PROFESSIONAL

TECHELEARN

— IT TRAINING —
HANDBOOK

UI-UX CERTIFICATION COURSE



WWW.TECHELEARN.COM



INFO@TECHELEARN.COM



9426245757

UI/UX Designer Certification Course

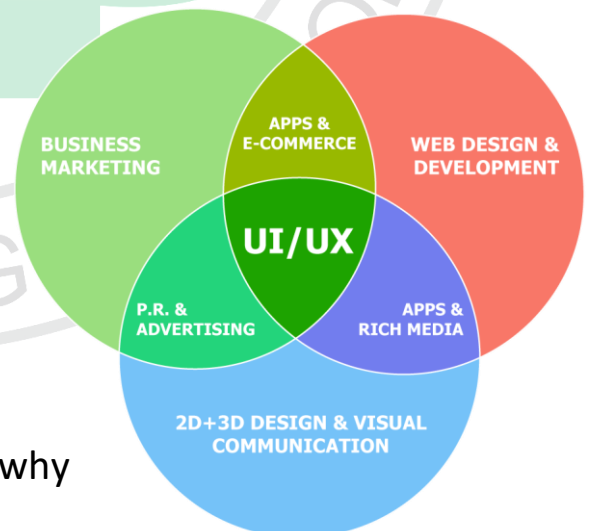
"Craft Exceptional User Experiences and Design Beautiful Interfaces!"

In today's digital world, a great user experience (UX) and intuitive user interface (UI) are critical to the success of any product or service. Whether you're designing mobile apps, websites, or software solutions, mastering **UI/UX Design** is essential to create designs that are both user-friendly and visually appealing.

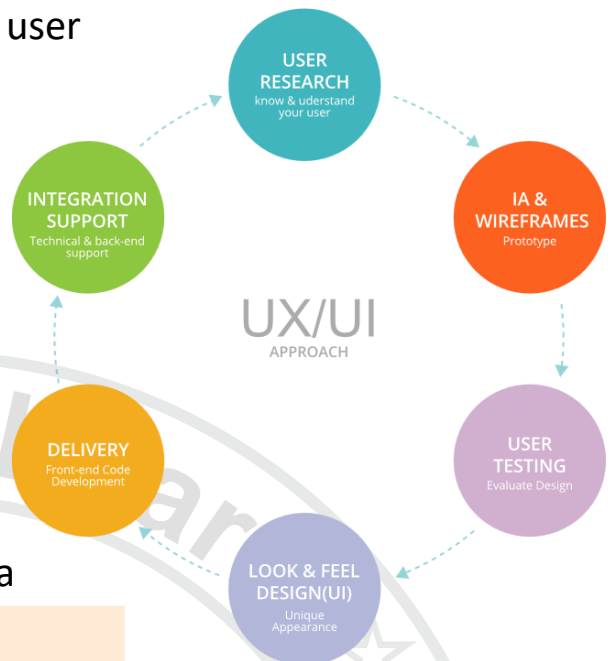
Our **UI/UX Design Certification Course** will teach you the fundamentals of user interface and experience design, helping you craft digital products that deliver a seamless and engaging user journey. Whether you are a beginner or a professional looking to enhance your design skills, this course is the perfect place to start.

Why UI/UX Design is In-Demand?

UI/UX design has become a core component in the development of successful digital products. With businesses relying heavily on websites, apps, and digital platforms, the demand for UI/UX designers is higher than ever. Here's why UI/UX design matters:



- **Enhanced User Satisfaction:** A great user experience leads to happy, loyal customers.
- **Increased Conversions:** A seamless and intuitive UI boosts user engagement and conversions.
- **Competitive Advantage:** Good UI/UX can set your product apart in a crowded digital marketplace.
- **Industry Growth:** UI/UX design is among the fastest-growing careers in the tech industry.



What Will You Learn?

Our **UI/UX Design Certification Course** is designed to provide you with the practical skills and knowledge to design intuitive and effective user interfaces. Here's what you'll learn:


1. Introduction to UI/UX Design

- Understanding the roles of UI and UX in the product development cycle.
- Key differences between UI and UX design and how they complement each other.
- The design thinking process and its application in real-world projects.

2. User Research and Analysis



- The importance of understanding users and their needs through research.



- Conducting **user interviews**, surveys, and usability testing.
- Creating **user personas** to represent your target audience.
- Understanding the role of analytics in UX design.

3. Wireframing and Prototyping

- How to create **wireframes** for layout structure and functionality.
- Using prototyping tools like **Figma**, **Sketch**, and **Adobe XD** to build interactive prototypes.
- Creating **low-fidelity** and **high-fidelity prototypes** for visual testing.
- Iterating designs based on feedback and testing.


4. Visual Design Principles

- Understanding the fundamentals of visual design: color theory, typography, and spacing.
- Applying **principles of layout design** to ensure content is well-organized and easy to read.
- How to choose the right imagery and icons for your designs.
- Designing for multiple platforms: web, mobile, and tablets.



5. User-Centered Design (UCD)

- Building designs that focus on the needs, goals, and behaviors of users.
- Creating designs based on **usability principles** and ensuring intuitive navigation.
- The importance of **accessibility** and designing for users with disabilities.
- User testing techniques to ensure the effectiveness of your design.



6. Interaction Design and Animation

- Understanding the principles of interaction design (IxD).
- Using animations and transitions to improve user engagement.
- Designing responsive and interactive elements that enhance the user experience.

7. Mobile App Design

- Designing mobile-first and **responsive layouts** for various screen sizes.
- Best practices for designing **mobile apps** that provide an optimal user experience.
- UX considerations specific to mobile devices, including touch interactions and performance.

8. Usability Testing

- Methods for conducting usability tests to assess user interactions.



- How to gather feedback from real users and improve your design based on their input.
- Analyzing and interpreting test results to make informed design decisions.



9. UI/UX Design Portfolio Development

- Building a strong **UI/UX portfolio** to showcase your design skills.
- Documenting your design process and case studies effectively.
- How to present your work to potential employers or clients.
- Key tools and platforms to showcase your portfolio online.

Course Modules

1. **Module 1: Introduction to UI/UX Design**
2. **Module 2: User Research and Analysis**
3. **Module 3: Wireframing and Prototyping**
4. **Module 4: Visual Design Principles**
5. **Module 5: User-Centered Design (UCD)**
6. **Module 6: Interaction Design and Animation**
7. **Module 7: Mobile App Design**
8. **Module 8: Usability Testing**
9. **Module 9: UI/UX Design**

Portfolio Development



Course Highlights

- **Hands-On Learning:** Gain practical experience using industry-standard tools like **Figma, Adobe XD, and Sketch.**
- **Real-World Projects:** Work on live projects and design prototypes to simulate actual industry conditions.
- **Expert-Led Training:** Learn from experienced UI/UX designers who have worked on top-tier digital products.
- **Certification:** Receive an industry-recognized **UI/UX Design Certification** to validate your skills.
- **Flexible Learning:** Study at your own pace with 24/7 access to the course material, assignments, and quizzes.
- **Lifetime Access:** Enjoy lifetime access to all course materials and updates.



Who Should Take This Course?

- **Aspiring UI/UX Designers:** If you want to break into the field of design and create meaningful digital experiences.
- **Graphic Designers:** Expand your design skills to include user experience and interface design.




- **Product Designers:** Learn how to create user-centered products and interfaces that meet user needs.

- **Entrepreneurs and Business Owners:**

Understand how to design products that resonate with your users and improve customer satisfaction.

- **Freelancers:** Add UI/UX design to your service offerings and take on client projects that require an intuitive user interface.



Course Format

Format Detail	Description
Duration	3 Months Training + 1 Month Practice
Learning Approach	30% Theory + 70% Practical
Assessment	90-minute certification exam with 60 MCQs
Passing Score	70%
Certification Criteria	Successful project submission + exam pass

Why Choose TECHELEARN?

- **Expert Instructors:** Learn from seasoned UI/UX designers with years of experience in the field.
- **Practical Approach:** We focus on real-world applications, providing hands-on projects that allow you to build a professional portfolio.








- **Up-to-Date Content:** Our course material is continuously updated to include the latest design trends, tools, and methodologies.

- **Comprehensive Curriculum:** From wireframing to advanced UI/UX techniques, our course covers everything you need to know.


- **Job-Ready Skills:** After completing the course, you'll have the skills to work as a UI/UX designer and create digital experiences that people love.



Training Modes

-  **Live Instructor-Led Online Training**
-  **Self-Paced Learning +**
-  **Corporate On-Demand**
-  **Training Workshops**
-  **Hybrid Model for Flexibility**

& Impact

 Includes: Source Code, Assignments, Quizzes, Final Capstone Project & Certificate Exam



Bonus Add-ons

- ✓ Portfolio Setup
- ✓ Resume & LinkedIn Optimization
- ✓ Interview Preparation Sessions
- ✓ Lifetime Access to Developer Community




Partner with TECHELEARN – Upskill Your Team

TECHELEARN offers customized **UI/UX Designer** training for businesses.

-  Talk to Our Enterprise Team
-  Request a Tailored Group Training Plan

Get Started Journey Today

Join **11,000+** learners who trust **TECHELEARN** for career-ready skills.

 **UI/UX Designer** skills are in high demand. Don't just learn—**Master it with TECHELEARN.**



GET IN TOUCH

- *Personalized Support:* Whether you're seeking technical assistance or career guidance, we offer personalized, professional support.
- *Collaborate with Us:* We partner with educational institutions, businesses, and experts to offer training that meets industry needs.

JOIN US IN THIS EXCITING JOURNEY!



+91 9426245757



www.techelearn.com



info@techelearn.com



<https://www.linkedin.com/company/techelearn/>



<https://www.facebook.com/TecheLearn>



<https://www.instagram.com/techelearn/>



<https://www.instagram.com/techelearn/>